

















ADAC Kartrennen Mülsen

X30 SENIOR / Competitor list

#	Driver	Nat	Sponsor Competitor	Nat	Driver-License Com-License	Equipment
707	Emil Drelok	DEU 	AMC Sachsenring e.V. im ADAC	DEU 	10581 66703	LN /IAME/KO
714	Nikola Trajkovski	MKD 	VM Energy Corse Germany	DEU 	45937 69100	Energy Corse /IAME/KO
720	Marcel Nowak	DEU 	Marcel Nowak	DEU 	63764 63764	KR /IAME/KO
722	Nikolas Buhl	DEU 	Kart-Center Hemkemeyer Racing-Team	DEU 	50145 68309	Tony Kart /IAME/KO
724	Luca Koester	DEU 	Kart-Center Hemkemeyer Racing-Team	DEU 	21866 68309	Tony Kart /IAME/KO
746	Maximilian Stephan	DEU 	Michael Stephan	DEU 	69858 64987	Sodi /IAME/KO
766	Max Ongsiek	DEU 	Kart-Center Hemkemeyer Racing-Team	DEU 	49638 68309	Kosmic /IAME/KO
793	Adrian Toni Buerger	DEU 	ADAC Mittelrhein e.V.	DEU 	66295 66310	CRG /IAME/KO

















ADAC Kartrennen Mülsen

X30 SENIOR / Free Practice

Track: Arena E Mülsen - 1.315 km

Session Started: 9:02:48

Best Lap by: 707 - Emil Drelok - 52.575

Rank	#	Driver	Nat	Sponsor Competitor	Nat	Driver-License Com-License	Equipment	laps	Best Lap	Diff	In Lap	Penalty
1	707	Emil Drelok	DEU 	AMC Sachsenring e.V. im ADAC	DEU 	10581 66703	LN /IAME/KO	8	52.575		8	
2	766	Max Ongsiek	DEU 	Kart-Center Hemkemeyer Racing-Team	DEU 	49638 68309	Kosmic /IAME/KO	9	52.709	0.134	8	
3	746	Maximilian Stephan	DEU 	Michael Stephan	DEU 	69858 64987	Sodi /IAME/KO	10	52.771	0.196	10	
4	724	Luca Koester	DEU 	Kart-Center Hemkemeyer Racing-Team	DEU 	21866 68309	Tony Kart /IAME/KO	10	52.797	0.222	10	
5	720	Marcel Nowak	DEU 	Marcel Nowak	DEU 	63764 63764	KR /IAME/KO	8	52.913	0.338	7	
6	714	Nikola Trajkovski	MKD 	VM Energy Corse Germany	DEU 	45937 69100	Energy Corse /IAME/KO	10	52.959	0.384	10	
7	793	Adrian Toni Burger	DEU 	ADAC Mittelrhein e.V.	DEU 	66295 66310	CRG /IAME/KO	10	53.207	0.632	9	
8	722	Nikolas Buhl	DEU 	Kart-Center Hemkemeyer Racing-Team	DEU 	50145 68309	Tony Kart /IAME/KO	0			0	

Announcements

#722 without functioning transponder

Timekeeper
M. WagnerRace Director
C. RÖßIGER

Page 1/1

These results are provisional until the conclusion of any judicial and technical matters!

K-15802/26

Printed: 25.04.2026 / 09:14

ADAC Kartrennen Mülsen

X30 SENIOR

Arena E Mülsen 1,315 Km

Free Practice

25.04.2026 09:00

Practice (10:00 Time) started at 9:02:48

Lap	Time of Day	Lap Tm	Diff	S1 Tm	S2 Tm	S3 Tm	Lap	Time of Day	Lap Tm	Diff	S1 Tm	S2 Tm	S3 Tm
(707) Emil Drelok							6	9:09:42.139	53.618	+0.411	23.187	15.016	15.415
1	9:06:57.004	55.917	+3.342	24.365	15.893	15.659	7	9:10:35.600	53.461	+0.254	23.108	15.054	15.299
2	9:07:51.038	54.034	+1.459	23.420	15.280	15.334	8	9:11:28.844	53.244	+0.037	23.066	14.939	15.239
3	9:08:44.716	53.678	+1.103	23.256	15.073	15.349	9	9:12:22.051	53.207		22.967	14.736	15.504
4	9:09:37.990	53.274	+0.699	23.071	15.002	15.201	10	9:13:16.009	53.958	+0.751	23.090	14.922	15.946
5	9:10:30.888	52.898	+0.323	22.902	14.862	15.134							
6	9:11:23.756	52.868	+0.293	22.868	14.851	15.149							
7	9:12:16.396	52.640	+0.065	22.791	14.807	15.042							
8	9:13:08.971	52.575		22.763	14.635	15.177							
(766) Max Ongsieck													
1	9:05:23.210	58.304	+5.595	25.118	16.781	16.405							
2	9:06:20.297	57.087	+4.378	25.287	15.984	15.816							
3	9:07:15.453	55.156	+2.447	23.921	15.646	15.589							
4	9:08:09.763	54.310	+1.601	23.517	15.306	15.487							
5	9:09:03.331	53.568	+0.859	23.140	15.081	15.347							
6	9:09:56.778	53.447	+0.738	23.112	14.889	15.446							
7	9:10:49.724	52.946	+0.237	23.085	14.799	15.062							
8	9:11:42.433	52.709		22.869	14.677	15.163							
9	9:12:35.186	52.753	+0.044	22.766	14.778	15.209							
(746) Maximilian Stephan													
1	9:05:03.764	56.555	+3.784	24.637	16.092	15.826							
2	9:05:59.754	55.990	+3.219	23.954	16.424	15.612							
3	9:06:54.517	54.763	+1.992	23.630	15.560	15.573							
4	9:07:48.653	54.136	+1.365	23.438	15.296	15.402							
5	9:08:42.436	53.783	+1.012	23.307	15.112	15.364							
6	9:09:35.993	53.557	+0.786	23.253	15.063	15.241							
7	9:10:29.140	53.147	+0.376	22.974	14.940	15.233							
8	9:11:22.205	53.065	+0.294	23.021	14.821	15.223							
9	9:12:15.046	52.841	+0.070	22.856	14.784	15.201							
10	9:13:07.817	52.771		22.846	14.762	15.163							
(724) Luca Koester													
1	9:05:10.033	56.698	+3.901	24.811	16.091	15.796							
2	9:06:04.834	54.801	+2.004	23.708	15.456	15.637							
3	9:06:58.794	53.960	+1.163	23.348	15.181	15.431							
4	9:07:52.379	53.585	+0.788	22.876	15.297	15.412							
5	9:08:45.736	53.357	+0.560	23.015	15.054	15.288							
6	9:09:39.477	53.741	+0.944	23.256	15.089	15.396							
7	9:10:32.406	52.929	+0.132	22.771	14.952	15.206							
8	9:11:25.788	53.382	+0.585	23.098	14.902	15.382							
9	9:12:18.736	52.948	+0.151	22.770	14.786	15.392							
10	9:13:11.533	52.797		22.696	14.735	15.366							
(720) Marcel Nowak													
1	9:07:20.725	55.270	+2.357	23.926	15.707	15.637							
2	9:08:14.949	54.224	+1.311	23.432	15.308	15.484							
3	9:09:08.674	53.725	+0.812	23.268	15.104	15.353							
4	9:10:02.154	53.480	+0.567	23.111	15.044	15.325							
5	9:10:55.424	53.270	+0.357	22.957	14.958	15.355							
6	9:11:48.423	52.999	+0.086	22.831	14.887	15.281							
7	9:12:41.336	52.913		22.862	14.766	15.285							
8	9:13:34.308	52.972	+0.059	22.796	14.914	15.262							
(714) Nikola Trajkovski													
1	9:04:58.443	56.427	+3.468	24.585	16.202	15.640							
2	9:05:53.498	55.055	+2.096	23.620	15.860	15.575							
3	9:06:47.896	54.398	+1.439	23.431	15.658	15.309							
4	9:07:41.943	54.047	+1.088	23.236	15.450	15.361							
5	9:08:35.690	53.747	+0.788	23.376	15.157	15.214							
6	9:09:29.007	53.317	+0.358	23.083	14.964	15.270							
7	9:10:22.102	53.095	+0.136	22.880	14.991	15.224							
8	9:11:15.084	52.982	+0.023	22.958	14.895	15.129							
9	9:12:08.062	52.978	+0.019	22.809	14.970	15.199							
10	9:13:01.021	52.959		23.017	14.710	15.232							
(793) Adrian Toni Buerger													
1	9:05:11.064	58.813	+5.606	25.766	17.160	15.887							
2	9:06:06.427	55.363	+2.156	24.013	15.737	15.613							
3	9:07:00.833	54.406	+1.199	23.581	15.372	15.453							
4	9:07:54.714	53.881	+0.674	23.218	15.197	15.466							
5	9:08:48.521	53.807	+0.600	23.216	15.080	15.511							

















ADAC Kartrennen Mülsen

X30 SENIOR / Qualifying Practice

Track: Arena E Mülsen - 1.315 km

Session Started: 11:05:04

Best Lap by: 766 - Max Ongsiek - 51.379

Rank	#	Driver	Nat	Sponsor Competitor	Nat	Driver-License Com-License	Equipment	laps	Best Lap	Diff	In Lap	Penalty
1	766	Max Ongsiek	DEU 	Kart-Center Hemkemeyer Racing-Team	DEU 	49638 68309	Kosmic /IAME/KO	6	51.379		6	
2	714	Nikola Trajkovski	MKD 	VM Energy Corse Germany	DEU 	45937 69100	Energy Corse /IAME/KO	6	51.407	0.028	6	
3	746	Maximilian Stephan	DEU 	Michael Stephan	DEU 	69858 64987	Sodi /IAME/KO	6	51.619	0.240	6	
4	720	Marcel Nowak	DEU 	Marcel Nowak	DEU 	63764 63764	KR /IAME/KO	6	51.837	0.458	6	
5	707	Emil Drelok	DEU 	AMC Sachsenring e.V. im ADAC	DEU 	10581 66703	LN /IAME/KO	6	51.939	0.560	5	
6	722	Nikolas Buhl	DEU 	Kart-Center Hemkemeyer Racing-Team	DEU 	50145 68309	Tony Kart /IAME/KO	6	52.157	0.778	6	
7	793	Adrian Toni Buerger	DEU 	ADAC Mittelrhein e.V.	DEU 	66295 66310	CRG /IAME/KO	6	52.237	0.858	6	
8	724	Luca Koester	DEU 	Kart-Center Hemkemeyer Racing-Team	DEU 	21866 68309	Tony Kart /IAME/KO	6	52.388	1.009	4	

Timekeeper
M. WagnerRace Director
C. RÖßIGER

Page 1/1

These results are provisional until the conclusion of any judicial and technical matters!

K-15802/26

Printed: 25.04.2026 / 11:19

ADAC Kartrennen Mülsen

X30 SENIOR

Arena E Mülsen 1,315 Km

Qualifying Practice

25.04.2026 11:05

Qualifying (6:00 Time) started at 11:05:04

Lap	Time of Day	Lap Tm	Diff	S1 Tm	S2 Tm	S3 Tm	Lap	Time of Day	Lap Tm	Diff	S1 Tm	S2 Tm	S3 Tm
(766) Max Ongsieck													
1	11:07:11.949	54.964	+3.585	24.101	15.444	15.419							
2	11:08:06.256	54.307	+2.928	23.386	15.601	15.320							
3	11:08:58.907	52.651	+1.272	22.950	14.656	15.045							
4	11:09:51.137	52.230	+0.851	22.863	14.533	14.834							
5	11:10:42.962	51.825	+0.446	22.425	14.484	14.916							
6	11:11:34.341	51.379		22.245	14.295	14.839							
(714) Nikola Trajkovski													
1	11:07:16.231	56.128	+4.721	24.903	15.869	15.356							
2	11:08:09.394	53.163	+1.756	23.198	14.944	15.021							
3	11:09:01.645	52.251	+0.844	22.639	14.730	14.882							
4	11:09:53.651	52.006	+0.599	22.412	14.677	14.917							
5	11:10:45.255	51.604	+0.197	22.264	14.450	14.890							
6	11:11:36.662	51.407		22.232	14.385	14.790							
(746) Maximilian Stephan													
1	11:07:21.823	55.121	+3.502	24.221	15.550	15.350							
2	11:08:15.188	53.365	+1.746	23.171	14.994	15.200							
3	11:09:07.627	52.439	+0.820	22.811	14.562	15.066							
4	11:09:59.575	51.948	+0.329	22.524	14.454	14.970							
5	11:10:51.492	51.917	+0.298	22.390	14.530	14.997							
6	11:11:43.111	51.619		22.372	14.314	14.933							
(720) Marcel Nowak													
1	11:07:12.510	54.412	+2.575	23.824	15.384	15.204							
2	11:08:05.546	53.036	+1.199	22.917	14.997	15.122							
3	11:08:58.160	52.614	+0.777	22.911	14.677	15.026							
4	11:09:50.177	52.017	+0.180	22.575	14.570	14.872							
5	11:10:42.022	51.845	+0.008	22.477	14.492	14.876							
6	11:11:33.859	51.837		22.388	14.459	14.990							
(707) Emil Drelok													
1	11:07:17.086	57.155	+5.216	25.051	16.566	15.538							
2	11:08:11.316	54.230	+2.291	23.712	15.322	15.196							
3	11:09:03.840	52.524	+0.585	22.828	14.726	14.970							
4	11:09:56.211	52.371	+0.432	22.601	14.610	15.160							
5	11:10:48.150	51.939		22.560	14.346	15.033							
6	11:11:40.108	51.958	+0.019	22.538	14.414	15.006							
(722) Nikolas Buhl													
1	11:07:17.411	56.716	+4.559	24.567	16.391	15.758							
2	11:08:10.552	53.141	+0.984	22.985	14.955	15.201							
3	11:09:03.579	53.027	+0.870	22.753	15.022	15.252							
4	11:09:56.518	52.939	+0.782	23.015	14.924	15.000							
5	11:10:48.787	52.269	+0.112	22.561	14.694	15.014							
6	11:11:40.944	52.157		22.487	14.659	15.011							
(793) Adrian Toni Buerger													
1	11:07:25.243	55.730	+3.493	24.616	15.598	15.516							
2	11:08:19.131	53.888	+1.651	23.424	15.147	15.317							
3	11:09:11.842	52.711	+0.474	22.830	14.805	15.076							
4	11:10:04.188	52.346	+0.109	22.608	14.663	15.075							
5	11:10:56.660	52.472	+0.235	22.564	14.624	15.284							
6	11:11:48.897	52.237		22.574	14.541	15.122							
(724) Luca Koester													
1	11:07:27.020	55.338	+2.950	24.158	15.469	15.711							
2	11:08:20.717	53.697	+1.309	23.303	15.029	15.365							
3	11:09:13.487	52.770	+0.382	22.834	14.709	15.227							
4	11:10:05.875	52.388		22.586	14.604	15.198							
5	11:10:58.343	52.468	+0.080	22.551	14.600	15.317							
6	11:11:50.799	52.456	+0.068	22.602	14.485	15.369							

AKM Round 1

Class: X30 Senior

Date/Time: 25.04.2026 12:25

Track:

Heat:

Laps:

Mülsen (GER)

Heat 1

8 minutes + 1 lap

Edition 1

	18	
	17	
	16	
	15	
	14	
	13	
	12	
	11	
	10	
	9	
	8	
	7	
	6	
	5	
Adrian Toni Buerger	793	CRG /IAME/KO
Emil Drelak	707	LN /IAME/KO
Maximilian Stephan	746	Sodi /IAME/KO
Max Ongsiek	766	Kosmic /IAME/KO
Luca Koester	724	Tony Kart /IAME/KO
Nikolas Buhl	722	Tony Kart /IAME/KO
Marcel Nowak	720	KR /IAME/KO
Nikola Trajkovski	714	Energy Corse /IAME/KO

Pole Position

printed 25.04.2026 11:20

AKM Round 1
Class: X30 Senior
Date/Time: 25.04.2026 15:30

Track: Mülsen (GER)
Heat: Heat 2
Laps: 8 minutes + 1 lap

Edition 1

	18	
	17	
	16	
	15	
	14	
	13	
	12	
	11	
	10	
	9	
	8	
	7	
	6	
	5	
Adrian Toni Buerger	793 7	CRG /IAME/KO
Emil Drelak	707 5	LN /IAME/KO
Maximilian Stephan	746 3	Sodi /IAME/KO
Max Ongsiek	766 1	Kosmic /IAME/KO
Luca Koester	724 8	Tony Kart /IAME/KO
Nikolas Buhl	722 6	Tony Kart /IAME/KO
Marcel Nowak	720 4	KR /IAME/KO
Nikola Trajkovski	714 2	Energy Corse /IAME/KO

Pole Position

printed 25.04.2026 11:20

ADAC Kartrennen Mülsen

X30 SENIOR / Qualifying Heat 1

Track: Arena E Mülsen - 1.315 km


Race Started: 12:27:56

Best Lap by: 766 - Max Ongsiek - 52.004

Rank	#	Driver	Nat	Sponsor Competitor	Nat	Driver-License Com-License	Equipment	laps	T. Time Diff	Best Lap	Penalty	Points
1	▲ ³	720 Marcel Nowak	DEU	Marcel Nowak	DEU	63764 63764	KR /IAME/KO	10	8:57.212	52.349		50
2	▼ ⁻¹	766 Max Ongsiek	DEU	Kart-Center Hemkemeyer Racing-Team	DEU	49638 68309	Kosmic /IAME/KO	10	8:57.588 0.376	52.004		44
3	▲ ²	707 Emil Drelok	DEU	AMC Sachsenring e.V. im ADAC	DEU	10581 66703	LN /IAME/KO	10	8:58.411 1.199	52.012		41
4	▲ ³	793 Adrian Toni Buerger	DEU	ADAC Mittelrhein e.V.	DEU	66295 66310	CRG /IAME/KO	10	9:05.299 8.087	52.796		38
5	▼ ⁻³	714 Nikola Trajkovski	MKD	VM Energy Corse Germany	DEU	45937 69100	Energy Corse /IAME/KO	10	9:05.387 8.175	52.080		36
6	▬ ⁰	722 Nikolas Buhl	DEU	Kart-Center Hemkemeyer Racing-Team	DEU	50145 68309	Tony Kart /IAME/KO	10	9:08.404 11.192	52.749	5 sec	34
7	▲ ¹	724 Luca Koester	DEU	Kart-Center Hemkemeyer Racing-Team	DEU	21866 68309	Tony Kart /IAME/KO	7	6:24.017 3 Laps	52.825		32
8	▼ ⁻⁵	746 Maximilian Stephan	DEU	Michael Stephan	DEU	69858 64987	Sodi /IAME/KO	3	2:52.787 7 Laps	54.504	5 sec	30

Announcements

#722,746 cancellation of best laptime (front fairing)

Timekeeper
M. WagnerRace Director
C. RÖßIGER

Page 1/1

These results are provisional until the conclusion of any judicial and technical matters!

K-15802/26

Printed: 25.04.2026 / 14:02

ADAC Kartrennen Mülsen

X30 SENIOR

Arena E Mülsen 1,315 Km

Qualifying Heat 1

25.04.2026 12:25

Race (8:00 and 1 Laps) started at 12:27:56

Lap	Time of Day	Lap Tm	Diff	S1 Tm	S2 Tm	S3 Tm
(720) Marcel Nowak						
1	12:28:54.997	58.041	+5.692	26.141	16.525	15.375
2	12:29:50.525	55.528	+3.179	24.686	15.750	15.092
3	12:30:44.883	54.358	+2.009	23.676	15.220	15.462
4	12:31:38.688	53.805	+1.456	23.293	15.274	15.238
5	12:32:31.631	52.943	+0.594	22.867	14.887	15.189
6	12:33:24.317	52.686	+0.337	22.736	14.888	15.062
7	12:34:16.834	52.517	+0.168	22.672	14.749	15.096
8	12:35:09.256	52.422	+0.073	22.743	14.684	14.995
9	12:36:01.704	52.448	+0.099	22.571	14.710	15.167
10	12:36:54.053	52.349		22.522	14.620	15.207

Lap	Time of Day	Lap Tm	Diff	S1 Tm	S2 Tm	S3 Tm
1	12:28:55.733	58.530	+5.705	26.236	16.587	15.707
2	12:29:51.573	55.840	+3.015	24.123	16.065	15.652
3	12:30:46.307	54.734	+1.909	23.500	15.780	15.454
4	12:31:41.283	54.976	+2.151	23.238	16.008	15.730
5	12:32:34.895	53.612	+0.787	23.159	15.161	15.292
6	12:33:28.033	53.138	+0.313	22.899	14.946	15.293
7	12:34:20.858	52.825		22.785	14.796	15.244

Lap	Time of Day	Lap Tm	Diff	S1 Tm	S2 Tm	S3 Tm
(746) Maximilian Stephan						
1	12:28:54.479	57.565	+3.061	25.618	16.324	15.623
2	12:29:50.124	55.645	+1.141	24.495	15.800	15.350
3	12:30:44.628	54.504		23.463	15.761	15.280

Lap	Time of Day	Lap Tm	Diff	S1 Tm	S2 Tm	S3 Tm
(766) Max Ongsieck						
1	12:28:54.407	57.566	+5.562	25.462	16.259	15.845
2	12:29:49.975	55.568	+3.564	24.421	15.712	15.435
3	12:30:44.523	54.548	+2.544	23.588	15.484	15.476
4	12:31:39.107	54.584	+2.580	23.633	15.658	15.293
5	12:32:32.112	53.005	+1.001	22.891	14.920	15.194
6	12:33:24.935	52.823	+0.819	22.840	14.889	15.094
7	12:34:17.401	52.466	+0.462	22.613	14.709	15.144
8	12:35:09.472	52.071	+0.067	22.523	14.647	14.901
9	12:36:02.425	52.953	+0.949	22.489	14.685	15.779
10	12:36:54.429	52.004		22.469	14.502	15.033

Lap	Time of Day	Lap Tm	Diff	S1 Tm	S2 Tm	S3 Tm
(707) Emil Drelok						
1	12:28:54.689	57.707	+5.695	25.626	16.431	15.650
2	12:29:50.470	55.781	+3.769	24.851	15.707	15.223
3	12:30:45.834	55.364	+3.352	24.375	15.648	15.341
4	12:31:40.142	54.308	+2.296	23.027	16.017	15.264
5	12:32:33.108	52.966	+0.954	22.864	14.925	15.177
6	12:33:25.589	52.481	+0.469	22.761	14.697	15.023
7	12:34:18.170	52.581	+0.569	22.731	14.733	15.117
8	12:35:10.567	52.397	+0.385	22.658	14.665	15.074
9	12:36:03.240	52.673	+0.661	22.782	14.749	15.142
10	12:36:55.252	52.012		22.412	14.500	15.100

Lap	Time of Day	Lap Tm	Diff	S1 Tm	S2 Tm	S3 Tm
(793) Adrian Toni Buerger						
1	12:28:54.768	57.592	+4.796	25.525	16.697	15.370
2	12:29:51.197	56.429	+3.633	24.843	16.141	15.445
3	12:30:45.364	54.167	+1.371	23.607	15.301	15.259
4	12:31:41.369	56.005	+3.209	23.215	16.745	16.045
5	12:32:35.434	54.065	+1.269	23.446	15.372	15.247
6	12:33:28.909	53.475	+0.679	23.062	15.208	15.205
7	12:34:21.705	52.796		22.756	14.879	15.161
8	12:35:14.870	53.165	+0.369	23.319	14.792	15.054
9	12:36:08.130	53.260	+0.464	22.585	14.866	15.809
10	12:37:02.140	54.010	+1.214	23.660	15.074	15.276

Lap	Time of Day	Lap Tm	Diff	S1 Tm	S2 Tm	S3 Tm
(714) Nikola Trajkovski						
1	12:28:56.080	59.190	+7.110	26.118	17.577	15.495
2	12:29:51.585	55.505	+3.425	24.384	15.859	15.262
3	12:30:46.334	54.749	+2.669	23.419	16.104	15.226
4	12:31:42.852	56.518	+4.438	23.128	15.952	17.438
5	12:32:37.018	54.166	+2.086	23.316	15.552	15.298
6	12:33:29.717	52.699	+0.619	22.712	14.997	14.990
7	12:34:21.797	52.080		22.470	14.651	14.959
8	12:35:14.370	52.573	+0.493	22.701	14.760	15.112
9	12:36:08.215	53.845	+1.765	22.665	15.001	16.179
10	12:37:02.228	54.013	+1.933	23.553	15.284	15.176

Lap	Time of Day	Lap Tm	Diff	S1 Tm	S2 Tm	S3 Tm
(722) Nikolas Buhl						
1	12:28:55.790	58.730	+5.981	26.452	16.785	15.493
2	12:29:52.000	56.210	+3.461	24.652	16.110	15.448
3	12:30:46.602	54.602	+1.853	23.342	15.988	15.272
4	12:31:41.356	54.754	+2.005	23.046	16.034	15.674
5	12:32:35.092	53.736	+0.987	23.248	15.232	15.256
6	12:33:28.121	53.029	+0.280	22.789	15.169	15.071
7	12:34:21.046	52.925	+0.176	22.901	14.892	15.132
8	12:35:14.363	53.317	+0.568	23.195	14.816	15.306
9	12:36:07.496	53.133	+0.384	22.743	14.994	15.396
10	12:37:00.245	52.749		22.650	14.809	15.290

Lap	Time of Day	Lap Tm	Diff	S1 Tm	S2 Tm	S3 Tm
(724) Luca Koester						

ADAC Kartrennen Mülsen

X30 SENIOR / Qualifying Heat 2

Track: Arena E Mülsen - 1.315 km


Race Started: 15:32:47

Best Lap by: 766 - Max Ongsiek - 51.260

Rank	#	Driver	Nat	Sponsor Competitor	Nat	Driver-License Com-License	Equipment	laps	T. Time Diff	Best Lap	Penalty	Points
1	▲ ¹	714 Nikola Trajkovski	IMKD	VM Energy Corse Germany	DEU	45937 69100	Energy Corse /IAME/KO	11	9:39.740	51.825		50
2	▼ ⁻¹	766 Max Ongsiek	DEU	Kart-Center Hemkemeyer Racing-Team	DEU	49638 68309	Kosmic /IAME/KO	11	9:40.005 0.265	51.260		44
3	▲ ²	707 Emil Drelok	DEU	AMC Sachsenring e.V. im ADAC	DEU	10581 66703	LN /IAME/KO	11	9:40.005 0.265	51.432		41
4	▲ ⁴	724 Luca Koester	DEU	Kart-Center Hemkemeyer Racing-Team	DEU	21866 68309	Tony Kart /IAME/KO	11	9:40.754 1.014	51.546		38
5	▲ ¹	722 Nikolas Buhl	DEU	Kart-Center Hemkemeyer Racing-Team	DEU	50145 68309	Tony Kart /IAME/KO	11	9:42.277 2.537	52.207		36
6	▼ ⁻²	720 Marcel Nowak	DEU	Marcel Nowak	DEU	63764 63764	KR /IAME/KO	11	9:44.780 5.040	52.047	5 sec	34
7	▼ ⁻⁴	746 Maximilian Stephan	DEU	Michael Stephan	DEU	69858 64987	Sodi /IAME/KO	11	9:45.074 5.334	51.927		32
8	▼ ⁻¹	793 Adrian Toni Buerger	DEU	ADAC Mittelrhein e.V.	DEU	66295 66310	CRG /IAME/KO	11	9:47.954 8.214	52.462		30

Announcements

#720 time penalty 5 sec. (front fairing)

Timekeeper
M. WagnerRace Director
C. RÖßIGER

Page 1/1

These results are provisional until the conclusion of any judicial and technical matters!

K-15802/26

Printed: 25.04.2026 / 15:51

ADAC Kartrennen Mülsen

X30 SENIOR

Arena E Mülsen 1,315 Km

Qualifying Heat 2

25.04.2026 15:30

Race (8:00 and 1 Laps) started at 15:32:47

Lap	Time of Day	Lap Tm	Diff	S1 Tm	S2 Tm	S3 Tm
(714) Nikola Trajkovski						
1	15:33:43.077	55.448	+3.623	24.729	15.469	15.250
2	15:34:35.886	52.809	+0.984	22.732	14.996	15.081
3	15:35:27.974	52.088	+0.263	22.430	14.728	14.930
4	15:36:21.158	53.184	+1.359	23.241	14.735	15.208
5	15:37:14.508	53.350	+1.525	23.424	14.846	15.080
6	15:38:06.423	51.915	+0.090	22.373	14.519	15.023
7	15:38:58.248	51.825		22.345	14.475	15.005
8	15:39:50.267	52.019	+0.194	22.286	14.497	15.236
9	15:40:42.448	52.181	+0.356	22.374	14.856	14.951
10	15:41:34.449	52.001	+0.176	22.412	14.681	14.908
11	15:42:27.369	52.920	+1.095	22.553	15.179	15.188

Lap	Time of Day	Lap Tm	Diff	S1 Tm	S2 Tm	S3 Tm
(766) Max Ongsiek						
1	15:33:44.380	56.720	+5.460	25.710	15.706	15.304
2	15:34:37.898	53.518	+2.258	23.362	14.944	15.212
3	15:35:31.374	53.476	+2.216	22.923	15.438	15.115
4	15:36:23.769	52.395	+1.135	22.687	14.678	15.030
5	15:37:16.805	53.036	+1.776	22.909	15.106	15.021
6	15:38:08.788	51.983	+0.723	22.590	14.564	14.829
7	15:39:00.694	51.906	+0.646	22.535	14.402	14.969
8	15:39:52.168	51.474	+0.214	22.321	14.321	14.832
9	15:40:44.060	51.892	+0.632	22.392	14.507	14.993
10	15:41:35.320	51.260		22.184	14.287	14.789
11	15:42:27.634	52.314	+1.054	22.806	14.553	14.955

Lap	Time of Day	Lap Tm	Diff	S1 Tm	S2 Tm	S3 Tm
(707) Emil Drelok						
1	15:33:44.441	56.592	+5.160	25.520	15.836	15.236
2	15:34:37.957	53.516	+2.084	23.511	15.047	14.958
3	15:35:31.314	53.357	+1.925	22.924	15.231	15.202
4	15:36:23.608	52.294	+0.862	22.572	14.611	15.111
5	15:37:15.843	52.235	+0.803	22.589	14.564	15.082
6	15:38:07.967	52.124	+0.692	22.479	14.548	15.097
7	15:38:59.731	51.764	+0.332	22.457	14.432	14.875
8	15:39:51.709	51.978	+0.546	22.434	14.507	15.037
9	15:40:43.670	51.961	+0.529	22.603	14.374	14.984
10	15:41:35.102	51.432		22.159	14.372	14.901
11	15:42:27.634	52.532	+1.100	22.722	14.614	15.196

Lap	Time of Day	Lap Tm	Diff	S1 Tm	S2 Tm	S3 Tm
(724) Luca Koester						
1	15:33:44.738	56.788	+5.242	25.643	15.851	15.294
2	15:34:38.392	53.654	+2.108	23.276	15.288	15.090
3	15:35:31.485	53.093	+1.547	22.801	15.151	15.141
4	15:36:24.073	52.588	+1.042	22.841	14.721	15.026
5	15:37:16.750	52.677	+1.131	22.643	14.913	15.121
6	15:38:08.799	52.049	+0.503	22.469	14.553	15.027
7	15:39:01.101	52.302	+0.756	22.699	14.515	15.088
8	15:39:52.647	51.546		22.286	14.357	14.903
9	15:40:44.742	52.095	+0.549	22.381	14.655	15.059
10	15:41:36.506	51.764	+0.218	22.307	14.389	15.068
11	15:42:28.383	51.877	+0.331	22.296	14.514	15.067

Lap	Time of Day	Lap Tm	Diff	S1 Tm	S2 Tm	S3 Tm
(722) Nikolaus Buhl						
1	15:33:43.597	55.764	+3.557	24.984	15.445	15.335
2	15:34:36.615	53.018	+0.811	22.844	15.032	15.142
3	15:35:29.328	52.713	+0.506	22.602	14.924	15.187
4	15:36:21.741	52.413	+0.206	22.590	14.729	15.094
5	15:37:14.905	53.164	+0.957	22.907	14.962	15.295
6	15:38:07.203	52.298	+0.091	22.402	14.692	15.204
7	15:38:59.434	52.231	+0.024	22.489	14.557	15.185
8	15:39:51.641	52.207		22.502	14.575	15.130
9	15:40:44.683	53.042	+0.835	22.880	15.071	15.091
10	15:41:37.164	52.481	+0.274	22.663	14.581	15.237
11	15:42:29.906	52.742	+0.535	22.599	14.709	15.434

Lap	Time of Day	Lap Tm	Diff	S1 Tm	S2 Tm	S3 Tm
(720) Marcel Nowak						
1	15:33:42.218	54.529	+2.482	24.028	15.214	15.287
2	15:34:35.246	53.028	+0.981	22.947	14.963	15.118
3	15:35:27.950	52.704	+0.657	22.734	14.814	15.156
4	15:36:20.844	52.894	+0.847	23.000	14.788	15.106
5	15:37:13.210	52.366	+0.319	22.544	14.707	15.115
6	15:38:05.424	52.214	+0.167	22.517	14.621	15.076
7	15:38:57.666	52.242	+0.195	22.511	14.623	15.108

Lap	Time of Day	Lap Tm	Diff	S1 Tm	S2 Tm	S3 Tm
8	15:39:49.992	52.326	+0.279	22.546	14.678	15.102
9	15:40:42.268	52.276	+0.229	22.574	14.642	15.060
10	15:41:34.315	52.047		22.470	14.568	15.009
11	15:42:27.409	53.094	+1.047	22.616	15.325	15.153

Lap	Time of Day	Lap Tm	Diff	S1 Tm	S2 Tm	S3 Tm
(746) Maximilian Stephan						
1	15:33:45.178	57.400	+5.473	25.724	16.283	15.393
2	15:34:39.292	54.114	+2.187	23.620	15.397	15.097
3	15:35:32.290	52.998	+1.071	22.749	15.107	15.142
4	15:36:25.827	53.537	+1.610	23.016	15.021	15.500
5	15:37:19.272	53.445	+1.518	23.183	14.886	15.376
6	15:38:12.242	52.970	+1.043	23.195	14.663	15.112
7	15:39:04.487	52.245	+0.318	22.560	14.536	15.149
8	15:39:56.641	52.154	+0.227	22.559	14.501	15.094
9	15:40:48.678	52.037	+0.110	22.479	14.492	15.066
10	15:41:40.605	51.927		22.476	14.402	15.049
11	15:42:32.703	52.098	+0.171	22.485	14.495	15.118

Lap	Time of Day	Lap Tm	Diff	S1 Tm	S2 Tm	S3 Tm
(793) Adrian Toni Buerger						
1	15:33:45.337	57.315	+4.853	25.658	16.368	15.289
2	15:34:39.158	53.821	+1.359	23.417	15.218	15.186
3	15:35:32.163	53.005	+0.543	22.744	15.052	15.209
4	15:36:25.768	53.605	+1.143	23.065	14.984	15.556
5	15:37:19.312	53.544	+1.082	23.063	14.935	15.546
6	15:38:12.883	53.571	+1.109	23.635	14.660	15.276
7	15:39:05.345	52.462		22.684	14.581	15.197
8	15:39:57.866	52.521	+0.059	22.600	14.674	15.247
9	15:40:50.570	52.704	+0.242	22.862	14.597	15.245
10	15:41:43.118	52.548	+0.086	22.718	14.467	15.363
11	15:42:35.583	52.465	+0.003	22.597	14.624	15.244

AKM Round 1

X30 Senior

Mülsen (GER)

Ranking after Heats

Pos. No.	Firstname	Lastname	Nat.		Nat.			Total points			Heat 1	Heat 2			
			Dri	Entrant	Ent	Make	Sponsor	QP	PTS	Diff.					
1	766	Max	Ongsiek	DEU	Kart-Center Hemkemeyer Racing-Team	DEU	Kosmic /IAME/KO				1	88		44	44
2	714	Nikola	Trajkovski	MKD	VM Energy Corse Germany	DEU	Energy Corse /IAME/KO				2	86	2	36	50
3	720	Marcel	Nowak	DEU	Marcel Nowak	DEU	KR /IAME/KO				4	84	4	50	34
4	707	Emil	Drelok	DEU	AMC Sachsenring e.V. im ADAC	DEU	LN /IAME/KO				5	82	6	41	41
5	722	Nikolas	Buhl	DEU	Kart-Center Hemkemeyer Racing-Team	DEU	Tony Kart /IAME/KO				6	70	18	34	36
6	724	Luca	Koester	DEU	Kart-Center Hemkemeyer Racing-Team	DEU	Tony Kart /IAME/KO				8	70	18	32	38
7	793	Adrian Toni	Buerger	DEU	ADAC Mittelrhein e.V.	DEU	CRG /IAME/KO				7	68	20	38	30
8	746	Maximilian	Stephan	DEU	Michael Stephan	DEU	Sodi /IAME/KO				3	62	26	30	32

Announcements: These results are provisional until the conclusion of any judicial and technical matters

Racedirector Camillo RÖßIGER:



Timekeeping Meik Wagner:



Printed: 25.04.2026 15:56

Posted at: h

AKM Round 1
Class: X30 Senior
Date/Time: 26.04.2026 10:20

Track: Mülsen (GER)
Heat: Superheat
Laps: 11 minutes + 1 lap

Edition 1

	18	
35		36
	17	
33		34
	16	
31		32
	15	
29		30
	14	
27		28
	13	
25		26
	12	
23		24
	11	
21		22
	10	
19		20
	9	
17		18
	8	
15		16
	7	
13		14
	6	
11		12
	5	
9		10
Adrian Toni Buerger	4	Maximilian Stephan
793		746
CRG /IAME/KO		Sodi /IAME/KO
7		8
Nikolas Buhl	3	Luca Koester
722		724
Tony Kart /IAME/KO		Tony Kart /IAME/KO
5		6
Marcel Nowak	2	Emil Drelok
720		707
KR /IAME/KO		LN /IAME/KO
3		4
Max Ongsiek	1	Nikola Trajkovski
766		714
Kosmic /IAME/KO		Energy Corse /IAME/KO
1		2
Pole Position	Row	

printed 25.04.2026 15:56

















ADAC Kartrennen Mülsen

X30 SENIOR / Warm Up Super Heat

Track: Arena E Mülsen - 1.315 km

Session Started: 8:30:02

Best Lap by: 720 - Marcel Nowak - 53.388

Rank	#	Driver	Nat	Sponsor Competitor	Nat	Driver-License Com-License	Equipment	laps	Best Lap	Diff	In Lap	Penalty
1	720	Marcel Nowak	DEU 	Marcel Nowak	DEU 	63764 63764	KR /IAME/KO	10	53.388		10	
2	766	Max Ongsiek	DEU 	Kart-Center Hemkemeyer Racing-Team	DEU 	49638 68309	Kosmic /IAME/KO	10	53.565	0.177	8	
3	724	Luca Koester	DEU 	Kart-Center Hemkemeyer Racing-Team	DEU 	21866 68309	Tony Kart /IAME/KO	10	53.675	0.287	8	
4	793	Adrian Toni Buerger	DEU 	ADAC Mittelrhein e.V.	DEU 	66295 66310	CRG /IAME/KO	10	53.709	0.321	10	
5	707	Emil Drelok	DEU 	AMC Sachsenring e.V. im ADAC	DEU 	10581 66703	LN /IAME/KO	10	53.752	0.364	8	
6	722	Nikolas Buhl	DEU 	Kart-Center Hemkemeyer Racing-Team	DEU 	50145 68309	Tony Kart /IAME/KO	10	53.753	0.365	8	
7	714	Nikola Trajkovski	MKD 	VM Energy Corse Germany	DEU 	45937 69100	Energy Corse /IAME/KO	10	53.754	0.366	9	
8	746	Maximilian Stephan	DEU 	Michael Stephan	DEU 	69858 64987	Sodi /IAME/KO	8	55.106	1.718	6	

Timekeeper
M. WagnerRace Director
C. RÖßIGER

Page 1/1

These results are provisional until the conclusion of any judicial and technical matters!

K-15802/26

Printed: 26.04.2026 / 08:41

ADAC Kartrennen Mülsen

X30 SENIOR

Arena E Mülsen 1,315 Km

Warm Up Super Heat

26.04.2026 08:30

Practice (10:00 Time) started at 8:30:02

Lap	Time of Day	Lap Tm	Diff	S1 Tm	S2 Tm	S3 Tm
(720) Marcel Nowak						
1	8:32:36.480	57.037	+3.649	24.662	16.661	15.714
2	8:33:31.797	55.317	+1.929	23.915	15.943	15.459
3	8:34:27.324	55.527	+2.139	23.865	16.082	15.580
4	8:35:21.439	54.115	+0.727	23.413	15.560	15.142
5	8:36:15.392	53.953	+0.565	23.269	15.444	15.240
6	8:37:09.328	53.936	+0.548	23.211	15.476	15.249
7	8:38:03.073	53.745	+0.357	23.283	15.269	15.193
8	8:38:56.689	53.616	+0.228	23.204	15.214	15.198
9	8:39:50.116	53.427	+0.039	23.109	15.188	15.130
10	8:40:43.504	53.388		23.100	15.190	15.098

(766) Max Ongsieck						
1	8:32:40.673	1:03.664	+10.099	25.764	20.154	17.746
2	8:33:37.987	57.314	+3.749	24.732	16.523	16.059
3	8:34:33.375	55.388	+1.823	24.027	15.844	15.517
4	8:35:29.093	55.718	+2.153	24.178	15.864	15.676
5	8:36:23.818	54.725	+1.160	23.587	15.705	15.433
6	8:37:18.029	54.211	+0.646	23.411	15.401	15.399
7	8:38:11.972	53.943	+0.378	23.263	15.358	15.322
8	8:39:05.537	53.565		23.090	15.203	15.272
9	8:39:59.582	54.045	+0.480	23.132	15.530	15.383
10	8:40:53.336	53.754	+0.189	23.185	15.298	15.271

(724) Luca Koester						
1	8:32:34.691	1:01.721	+8.046	27.467	17.212	17.042
2	8:33:31.139	56.448	+2.773	24.399	16.234	15.815
3	8:34:26.865	55.726	+2.051	24.020	16.092	15.614
4	8:35:21.341	54.476	+0.801	23.642	15.464	15.370
5	8:36:15.859	54.518	+0.843	23.729	15.446	15.343
6	8:37:10.160	54.301	+0.626	23.228	15.802	15.271
7	8:38:04.767	54.607	+0.932	23.796	15.607	15.204
8	8:38:58.442	53.675		23.283	15.267	15.125
9	8:39:53.225	54.783	+1.108	23.846	15.663	15.274
10	8:40:46.988	53.763	+0.088	23.333	15.167	15.263

(793) Adrian Toni Buerger						
1	8:32:34.049	59.221	+5.512	26.436	16.834	15.951
2	8:33:30.871	56.822	+3.113	24.782	16.340	15.700
3	8:34:27.569	56.698	+2.989	24.751	16.376	15.571
4	8:35:22.348	54.779	+1.070	23.675	15.680	15.424
5	8:36:16.903	54.555	+0.846	23.511	15.509	15.535
6	8:37:10.869	53.966	+0.257	23.452	15.315	15.199
7	8:38:04.826	53.957	+0.248	23.220	15.668	15.069
8	8:38:58.685	53.859	+0.150	23.375	15.334	15.150
9	8:39:52.450	53.765	+0.056	23.190	15.310	15.265
10	8:40:46.159	53.709		23.211	15.237	15.261

(707) Emil Drelok						
1	8:32:30.222	58.766	+5.014	25.450	17.375	15.941
2	8:33:27.704	57.482	+3.730	25.069	16.568	15.845
3	8:34:24.749	57.045	+3.293	25.124	16.193	15.728
4	8:35:20.145	55.396	+1.644	23.970	15.811	15.615
5	8:36:14.908	54.763	+1.011	23.653	15.626	15.484
6	8:37:09.857	54.949	+1.197	23.659	15.901	15.389
7	8:38:04.489	54.632	+0.880	23.999	15.554	15.079
8	8:38:58.241	53.752		23.386	15.261	15.105
9	8:39:52.149	53.908	+0.156	23.345	15.373	15.190
10	8:40:46.242	54.093	+0.341	23.227	15.289	15.577

(722) Nikolas Buhl						
1	8:32:29.963	59.142	+5.389	25.441	17.372	16.329
2	8:33:28.122	58.159	+4.406	25.584	16.704	15.871
3	8:34:25.233	57.111	+3.358	25.096	16.347	15.668
4	8:35:20.499	55.266	+1.513	23.684	16.023	15.559
5	8:36:15.142	54.643	+0.890	23.520	15.713	15.410
6	8:37:10.038	54.896	+1.143	23.780	15.817	15.299
7	8:38:04.425	54.387	+0.634	23.544	15.493	15.350
8	8:38:58.178	53.753		23.064	15.432	15.257
9	8:39:52.008	53.830	+0.077	23.147	15.385	15.298
10	8:40:45.848	53.840	+0.087	23.208	15.291	15.341

(714) Nikola Trajkovski						
--------------------------------	--	--	--	--	--	--

Lap	Time of Day	Lap Tm	Diff	S1 Tm	S2 Tm	S3 Tm
1	8:32:23.631	59.328	+5.574	25.940	17.122	16.266
2	8:33:20.999	57.368	+3.614	24.953	16.523	15.892
3	8:34:17.516	56.517	+2.763	24.529	16.233	15.755
4	8:35:13.078	55.562	+1.808	23.929	16.174	15.459
5	8:36:08.038	54.960	+1.206	23.710	15.752	15.498
6	8:37:02.150	54.112	+0.358	23.364	15.500	15.248
7	8:37:56.035	53.885	+0.131	23.280	15.345	15.260
8	8:38:49.887	53.852	+0.098	23.215	15.332	15.305
9	8:39:43.641	53.754		23.200	15.316	15.238
10	8:40:38.144	54.503	+0.749	23.527	15.514	15.462
(746) Maximilian Stephan						
1	8:32:31.802	1:02.549	+7.443	27.584	18.315	16.650
2	8:33:30.190	58.388	+3.282	25.557	16.775	16.056
3	8:34:27.668	57.478	+2.372	24.787	16.693	15.998
4	8:35:23.670	56.002	+0.896	24.391	16.031	15.580
5	8:36:19.053	55.383	+0.277	24.002	15.747	15.634
6	8:37:14.159	55.106		23.924	15.582	15.600
7	8:38:09.467	55.308	+0.202	23.934	15.669	15.705
8	8:40:52.436	2:42.969	+1:47.863	24.017	15.986	15.660

ADAC Kartrennen Mülsen

X30 SENIOR / Super Heat

Track: Arena E Mülsen - 1.315 km

Race Started: 10:22:57

Best Lap by: 766 - Max Ongsiek - 51.549

Rank	#	Driver	Nat	Sponsor Competitor	Nat	Driver-License Com-Licence	Equipment	laps	T. Time Diff	Best Lap	Penalty	Points
1	▲ ² 720	Marcel Nowak	DEU	Marcel Nowak	DEU	63764 63764	KR /IAME/KO	14	12:15.769	51.703		90
2	▼ ⁻¹ 766	Max Ongsiek	DEU	Kart-Center Hemkemeyer Racing-Team	DEU	49638 68309	Kosmic /IAME/KO	14	12:15.965 0.196	51.549		80
3	▲ ¹ 707	Emil Drelok	DEU	AMC Sachsenring e.V. im ADAC	DEU	10581 66703	LN /IAME/KO	14	12:16.343 0.574	51.555		72
4	▼ ⁻² 714	Nikola Trajkovski	MKO	VM Energy Corse Germany	DEU	45937 69100	Energy Corse /IAME/KO	14	12:22.043 6.274	51.803		66
5	= ⁰ 722	Nikolas Buhl	DEU	Kart-Center Hemkemeyer Racing-Team	DEU	50145 68309	Tony Kart /IAME/KO	14	12:24.450 8.681	52.149		60
6	▲ ² 746	Maximilian Stephan	DEU	Michael Stephan	DEU	69858 64987	Sodi /IAME/KO	14	12:26.237 10.468	52.060		54
7	▼ ⁻¹ 724	Luca Koester	DEU	Kart-Center Hemkemeyer Racing-Team	DEU	21866 68309	Tony Kart /IAME/KO	14	12:26.673 10.904	52.221		50
8	▼ ⁻¹ 793	Adrian Toni Buerger	DEU	ADAC Mittelrhein e.V.	DEU	66295 66310	CRG /IAME/KO	14	12:27.273 11.504	51.953		46

Timekeeper
M. WagnerRace Director
C. RÖßIGER

Page 1/1

These results are provisional until the conclusion of any judicial and technical matters!

K-15802/26

Printed: 26.04.2026 / 10:41

ADAC Kartrennen Mülsen

X30 SENIOR

Arena E Mülsen 1,315 Km

Super Heat

26.04.2026 10:20

Race (11:00 and 1 Laps) started at 10:22:57

Lap	Time of Day	Lap Tm	Diff	S1 Tm	S2 Tm	S3 Tm
(720) Marcel Nowak						
1	10:23:52.827	55.556	+3.853	24.779	15.637	15.140
2	10:24:46.083	53.256	+1.553	23.121	15.049	15.086
3	10:25:38.970	52.887	+1.184	22.997	14.885	15.005
4	10:26:31.360	52.390	+0.687	22.638	14.829	14.923
5	10:27:23.757	52.397	+0.694	22.699	14.809	14.889
6	10:28:15.874	52.117	+0.414	22.517	14.692	14.908
7	10:29:07.952	52.078	+0.375	22.532	14.686	14.860
8	10:30:00.075	52.123	+0.420	22.497	14.643	14.983
9	10:30:52.063	51.988	+0.285	22.496	14.620	14.872
10	10:31:44.491	52.428	+0.725	22.886	14.645	14.897
11	10:32:36.946	52.455	+0.752	22.979	14.605	14.871
12	10:33:28.753	51.807	+0.104	22.469	14.477	14.861
13	10:34:21.276	52.523	+0.820	23.010	14.572	14.941
14	10:35:12.979	51.703		22.373	14.457	14.873

Lap	Time of Day	Lap Tm	Diff	S1 Tm	S2 Tm	S3 Tm
(766) Max Ongsiek						
1	10:23:53.670	56.460	+4.911	25.162	15.924	15.374
2	10:24:47.195	53.525	+1.976	23.172	15.159	15.194
3	10:25:40.125	52.930	+1.381	22.837	14.942	15.151
4	10:26:32.891	52.766	+1.217	22.804	14.875	15.087
5	10:27:25.319	52.428	+0.879	22.663	14.682	15.083
6	10:28:17.248	51.929	+0.380	22.544	14.479	14.906
7	10:29:09.145	51.897	+0.348	22.512	14.542	14.843
8	10:30:00.694	51.549		22.248	14.450	14.851
9	10:30:52.284	51.590	+0.041	22.384	14.428	14.778
10	10:31:44.506	52.222	+0.673	22.948	14.517	14.757
11	10:32:37.253	52.747	+1.198	23.113	14.744	14.890
12	10:33:29.025	51.772	+0.223	22.396	14.496	14.880
13	10:34:21.501	52.476	+0.927	23.116	14.526	14.834
14	10:35:13.175	51.674	+0.125	22.417	14.441	14.816

Lap	Time of Day	Lap Tm	Diff	S1 Tm	S2 Tm	S3 Tm
(707) Emil Drelok						
1	10:23:55.324	57.996	+6.441	25.500	16.931	15.565
2	10:24:49.146	53.822	+2.267	23.518	15.146	15.158
3	10:25:41.658	52.512	+0.957	22.724	14.808	14.980
4	10:26:34.187	52.529	+0.974	22.616	14.843	15.070
5	10:27:26.135	51.948	+0.393	22.398	14.642	14.908
6	10:28:18.585	52.450	+0.895	22.828	14.685	14.937
7	10:29:10.402	51.817	+0.262	22.332	14.513	14.972
8	10:30:02.378	51.976	+0.421	22.501	14.493	14.982
9	10:30:54.166	51.788	+0.233	22.395	14.412	14.981
10	10:31:45.961	51.795	+0.240	22.487	14.376	14.932
11	10:32:37.516	51.555		22.424	14.370	14.761
12	10:33:29.214	51.698	+0.143	22.270	14.656	14.772
13	10:34:21.936	52.722	+1.167	23.050	14.787	14.885
14	10:35:13.553	51.617	+0.062	22.268	14.465	14.884

Lap	Time of Day	Lap Tm	Diff	S1 Tm	S2 Tm	S3 Tm
(714) Nikola Trajkovski						
1	10:23:56.181	58.899	+7.096	26.606	16.143	16.150
2	10:24:50.450	54.269	+2.466	24.011	15.238	15.020
3	10:25:42.819	52.369	+0.566	22.730	14.818	14.821
4	10:26:35.846	53.027	+1.224	23.087	15.006	14.934
5	10:27:27.859	52.013	+0.210	22.553	14.614	14.846
6	10:28:19.662	51.803		22.564	14.397	14.842
7	10:29:11.508	51.846	+0.043	22.350	14.665	14.831
8	10:30:04.087	52.579	+0.776	22.875	14.708	14.996
9	10:30:56.057	51.970	+0.167	22.565	14.498	14.907
10	10:31:48.577	52.520	+0.717	22.486	14.760	15.274
11	10:32:41.635	53.058	+1.255	23.288	14.680	15.090
12	10:33:34.257	52.622	+0.819	23.002	14.640	14.980
13	10:34:26.814	52.557	+0.754	22.686	14.737	15.134
14	10:35:19.253	52.439	+0.636	22.716	14.619	15.104

Lap	Time of Day	Lap Tm	Diff	S1 Tm	S2 Tm	S3 Tm
(722) Nikolas Buhl						
1	10:23:53.900	56.526	+4.377	25.122	16.034	15.370
2	10:24:47.507	53.607	+1.458	23.178	15.282	15.147
3	10:25:40.568	53.061	+0.912	22.699	15.156	15.206
4	10:26:33.465	52.897	+0.748	22.681	15.021	15.195
5	10:27:26.113	52.648	+0.499	22.598	14.835	15.215
6	10:28:19.094	52.981	+0.832	23.062	14.888	15.031
7	10:29:11.464	52.370	+0.221	22.520	14.783	15.067
8	10:30:04.138	52.674	+0.525	22.775	14.701	15.198

Lap	Time of Day	Lap Tm	Diff	S1 Tm	S2 Tm	S3 Tm
9	10:30:56.591	52.453	+0.304	22.678	14.777	14.998
10	10:31:48.740	52.149		22.429	14.678	15.042
11	10:32:41.460	52.720	+0.571	22.962	14.655	15.103
12	10:33:34.718	53.258	+1.109	23.246	14.910	15.102
13	10:34:28.859	54.141	+1.992	22.475	14.761	16.905
14	10:35:21.660	52.801	+0.652	22.732	14.784	15.285

Lap	Time of Day	Lap Tm	Diff	S1 Tm	S2 Tm	S3 Tm
(746) Maximilian Stephan						
1	10:23:55.200	57.671	+5.611	26.352	15.894	15.425
2	10:24:49.505	54.305	+2.245	23.885	15.307	15.113
3	10:25:42.590	53.085	+1.025	23.135	14.795	15.155
4	10:26:36.150	53.560	+1.500	23.470	15.065	15.025
5	10:27:29.482	53.332	+1.272	23.182	15.205	14.945
6	10:28:21.914	52.432	+0.372	22.785	14.711	14.936
7	10:29:14.945	53.031	+0.971	23.115	14.822	15.094
8	10:30:08.697	53.752	+1.692	23.643	15.199	14.910
9	10:31:01.227	52.530	+0.470	22.870	14.725	14.935
10	10:31:53.287	52.060		22.525	14.662	14.873
11	10:32:45.708	52.421	+0.361	22.891	14.620	14.910
12	10:33:37.894	52.186	+0.126	22.647	14.624	14.915
13	10:34:30.375	52.481	+0.421	22.861	14.724	14.896
14	10:35:23.447	53.072	+1.012	22.912	15.040	15.120

Lap	Time of Day	Lap Tm	Diff	S1 Tm	S2 Tm	S3 Tm
(724) Luca Koester						
1	10:23:56.315	58.898	+6.677	26.710	16.013	16.175
2	10:24:50.985	54.670	+2.449	24.322	15.139	15.209
3	10:25:43.864	52.879	+0.658	22.832	14.928	15.119
4	10:26:36.387	52.523	+0.302	22.629	14.893	15.001
5	10:27:29.424	53.037	+0.816	22.909	15.025	15.103
6	10:28:21.770	52.346	+0.125	22.676	14.612	15.058
7	10:29:15.171	53.401	+1.180	23.254	15.090	15.057
8	10:30:08.389	53.218	+0.997	23.354	14.807	15.057
9	10:31:00.610	52.221		22.581	14.602	15.038
10	10:31:53.195	52.585	+0.364	22.833	14.652	15.100
11	10:32:45.549	52.354	+0.133	22.689	14.624	15.041
12	10:33:37.820	52.271	+0.050	22.598	14.649	15.024
13	10:34:30.269	52.449	+0.228	22.718	14.627	15.104
14	10:35:23.883	53.614	+1.393	22.981	15.569	15.064

Lap	Time of Day	Lap Tm	Diff	S1 Tm	S2 Tm	S3 Tm
(793) Adrian Toni Buerger						
1	10:23:58.104	1:00.663	+8.710	25.572	17.829	17.262
2	10:24:51.510	53.406	+1.453	23.212	15.033	15.161
3	10:25:44.425	52.915	+0.962	22.832	14.944	15.139
4	10:26:36.815	52.390	+0.437	22.705	14.747	14.938
5	10:27:30.126	53.311	+1.358	22.714	15.525	15.072
6	10:28:22.171	52.045	+0.092	22.626	14.536	14.883
7	10:29:15.253	53.082	+1.129	23.037	15.031	15.014
8	10:30:08.757	53.504	+1.551	23.443	15.240	14.821
9	10:31:00.710	51.953		22.500	14.526	14.927
10	10:31:53.028	52.318	+0.365	22.535	14.729	15.054
11	10:32:45.918	52.890	+0.937	23.228	14.739	14.923
12	10:33:38.183	52.265	+0.312	22.759	14.553	14.953
13	10:34:30.725	52.542	+0.589	22.711	14.912	14.919
14	10:35:24.483	53.758	+1.805	22.664	15.868	15.226

AKM Round 1

X30 Senior

Mülsen (GER)

Final Intermediate Classification

Pos. No.	Firstname	Lastname	Nat.		Nat.		Sponsor	QP	Total		Heat 1	Heat 2	SUH
			Dri	Entrant	Ent	Make			PTS				
1	720	Marcel	Nowak	DEU	Marcel Nowak	DEU	KR /IAME/KO	4	174	50	34	90	
2	766	Max	Ongsiek	DEU	Kart-Center Hemkemeyer Racing-Team	DEU	Kosmic /IAME/KO	1	168	44	44	80	
3	707	Emil	Drelok	DEU	AMC Sachsenring e.V. im ADAC	DEU	LN /IAME/KO	5	154	41	41	72	
4	714	Nikola	Trajkovski	MKD	VM Energy Corse Germany	DEU	Energy Corse /IAME/KO	2	152	36	50	66	
5	722	Nikolas	Buhl	DEU	Kart-Center Hemkemeyer Racing-Team	DEU	Tony Kart /IAME/KO	6	130	34	36	60	
6	724	Luca	Koester	DEU	Kart-Center Hemkemeyer Racing-Team	DEU	Tony Kart /IAME/KO	8	120	32	38	50	
7	746	Maximilian	Stephan	DEU	Michael Stephan	DEU	Sodi /IAME/KO	3	116	30	32	54	
8	793	Adrian Toni	Buerger	DEU	ADAC Mittelrhein e.V.	DEU	CRG /IAME/KO	7	114	38	30	46	

Announcements: These results are provisional until the conclusion of any judicial and technical matters

Racedirector Camillo RÖßIGER:



Timekeeping Meik Wagner:



Printed: 26.04.2026 10:45

Posted at: h

AKM Round 1
Class: X30 Senior
Date/Time: 26.04.2026 14:10

Track: Mülsen (GER)
Heat: Final
Laps: 13 minutes + 1 lap

Edition 1

	18	
35		36
	17	
33		34
	16	
31		32
	15	
29		30
	14	
27		28
	13	
25		26
	12	
23		24
	11	
21		22
	10	
19		20
	9	
17		18
	8	
15		16
	7	
13		14
	6	
11		12
	5	
9		10
Maximilian Stephan 746 Sodi /IAME/KO	4	Adrian Toni Buerger 793 CRG /IAME/KO
7		8
Nikolas Buhl 722 Tony Kart /IAME/KO	3	Luca Koester 724 Tony Kart /IAME/KO
5		6
Emil Drelok 707 LN /IAME/KO	2	Nikola Trajkovski 714 Energy Corse /IAME/KO
3		4
Marcel Nowak 720 KR /IAME/KO	1	Max Ongsiek 766 Kosmic /IAME/KO
1	Row	2

Pole Position

printed 26.04.2026 10:46

ADAC Kartrennen Mülsen

X30 SENIOR / Final

Track: Arena E Mülsen - 1.315 km

Race Started: 14:12:42

Best Lap by: 746 - Maximilian Stephan - 51.418

Rank	#	Driver	Nat	Sponsor Competitor	Nat	Driver-License Com-Licence	Equipment	laps	T. Time Diff	Best Lap	Penalty	Points
1	0	720 Marcel Nowak	DEU	Marcel Nowak	DEU	63764 63764	KR /IAME/KO	16	13:56.554	51.630		0
2	1	707 Emil Drelok	DEU	AMC Sachsenring e.V. im ADAC	DEU	10581 66703	LN /IAME/KO	16	13:57.423 0.869	51.512		0
3	-1	766 Max Ongsiek	DEU	Kart-Center Hemkemeyer Racing-Team	DEU	49638 68309	Kosmic /IAME/KO	16	13:59.199 2.645	51.427		0
4	3	746 Maximilian Stephan	DEU	Michael Stephan	DEU	69858 64987	Sodi /IAME/KO	16	14:03.464 6.910	51.418		51
5	3	793 Adrian Toni Buerger	DEU	ADAC Mittelrhein e.V.	DEU	66295 66310	CRG /IAME/KO	16	14:03.484 6.930	51.808		44
6	0	724 Luca Koester	DEU	Kart-Center Hemkemeyer Racing-Team	DEU	21866 68309	Tony Kart /IAME/KO	16	14:04.070 7.516	51.594		38
7	-3	714 Nikola Trajkovski	MKD	VM Energy Corse Germany	DEU	45937 69100	Energy Corse /IAME/KO	16	14:09.083 12.529	52.136		34
8	-3	722 Nikolas Buhl	DEU	Kart-Center Hemkemeyer Racing-Team	DEU	50145 68309	Tony Kart /IAME/KO	16	14:09.384 12.830	51.953		30

Timekeeper
M. WagnerRace Director
C. RÖßIGER

Page 1/1

These results are provisional until the conclusion of any judicial and technical matters!

K-15802/26

Printed: 26.04.2026 / 14:40

ADAC Kartrennen Mülsen

X30 SENIOR

Arena E Mülsen 1,315 Km

Final

26.04.2026 14:05

Race (13:00 and 1 Laps) started at 14:12:42

Lap	Time of Day	Lap Tm	Diff	S1 Tm	S2 Tm	S3 Tm	Lap	Time of Day	Lap Tm	Diff	S1 Tm	S2 Tm	S3 Tm
(720) Marcel Nowak													
1	14:13:37.456	54.813	+3.183	23.866	15.616	15.331	1	14:13:39.806	56.749	+4.941	25.340	16.076	15.333
2	14:14:30.689	53.233	+1.603	23.096	15.084	15.053	2	14:14:32.870	53.064	+1.256	23.016	15.021	15.027
3	14:15:23.533	52.844	+1.214	22.825	14.963	15.056	3	14:15:26.847	53.977	+2.169	23.471	15.328	15.178
4	14:16:16.056	52.523	+0.893	22.715	14.870	14.938	4	14:16:20.348	53.501	+1.693	23.702	14.907	14.892
5	14:17:08.577	52.521	+0.891	22.711	14.760	15.050	5	14:17:13.008	52.660	+0.852	22.821	14.837	15.002
6	14:18:00.860	52.283	+0.653	22.626	14.748	14.909	6	14:18:05.616	52.608	+0.800	22.781	14.914	14.913
7	14:18:52.905	52.045	+0.415	22.502	14.643	14.900	7	14:18:57.626	52.010	+0.202	22.443	14.567	15.000
8	14:19:44.890	51.985	+0.355	22.474	14.615	14.896	8	14:19:49.434	51.808		22.448	14.429	14.931
9	14:20:37.065	52.175	+0.545	22.581	14.656	14.938	9	14:20:41.625	52.191	+0.383	22.350	14.821	15.020
10	14:21:29.041	51.976	+0.346	22.508	14.619	14.849	10	14:21:33.841	52.216	+0.408	22.421	14.783	15.012
11	14:22:20.743	51.702	+0.072	22.321	14.561	14.820	11	14:22:26.045	52.204	+0.396	22.640	14.596	14.968
12	14:23:12.440	51.697	+0.067	22.306	14.499	14.892	12	14:23:18.149	52.104	+0.296	22.476	14.548	15.080
13	14:24:04.203	51.763	+0.133	22.430	14.443	14.890	13	14:24:10.055	51.906	+0.098	22.525	14.393	14.988
14	14:24:55.894	51.691	+0.061	22.371	14.415	14.905	14	14:25:02.327	52.272	+0.464	22.688	14.458	15.126
15	14:25:47.567	51.673	+0.043	22.407	14.429	14.837	15	14:25:54.176	51.849	+0.041	22.353	14.475	15.021
16	14:26:39.197	51.630		22.301	14.451	14.878	16	14:26:46.127	51.951	+0.143	22.446	14.491	15.014
(724) Luca Koester													
1	14:13:40.443	57.473	+5.879	26.416	15.601	15.456	1	14:13:39.642	56.791	+4.655	25.466	15.960	15.365
2	14:14:34.150	53.707	+2.113	23.227	15.225	15.255	2	14:14:34.367	54.725	+2.589	23.838	15.321	15.566
3	14:15:27.146	52.996	+1.402	22.909	14.958	15.129	3	14:15:27.681	53.314	+1.178	23.012	15.112	15.120
4	14:16:19.963	52.817	+1.223	23.000	14.863	14.954	4	14:16:20.753	53.072	+0.936	23.120	14.929	15.039
5	14:17:13.704	53.741	+2.147	23.226	15.289	15.226	5	14:17:13.865	53.112	+0.976	22.584	15.228	15.300
6	14:18:07.026	53.322	+1.728	23.152	14.936	15.234	6	14:18:07.464	53.599	+1.463	23.051	15.280	15.268
7	14:18:59.428	52.402	+0.808	22.506	14.783	15.113	7	14:19:00.064	52.600	+0.464	22.803	14.768	15.029
8	14:19:51.269	51.841	+0.247	22.336	14.486	15.019	8	14:19:52.322	52.258	+0.122	22.496	14.636	15.126
9	14:20:43.686	52.417	+0.823	22.488	14.654	15.275	9	14:20:44.836	52.514	+0.378	22.737	14.681	15.096
10	14:21:36.234	52.548	+0.954	22.801	14.701	15.046	10	14:21:37.062	52.226	+0.090	22.429	14.725	15.072
11	14:22:28.249	52.015	+0.421	22.453	14.583	14.979	11	14:22:29.841	52.779	+0.643	22.865	14.778	15.136
12	14:23:20.055	51.806	+0.212	22.365	14.477	14.964	12	14:23:22.309	52.468	+0.332	22.726	14.589	15.153
13	14:24:11.741	51.686	+0.092	22.308	14.482	14.896	13	14:24:14.572	52.263	+0.127	22.517	14.658	15.088
14	14:25:03.335	51.594		22.209	14.497	14.888	14	14:25:07.119	52.547	+0.411	22.702	14.682	15.163
15	14:25:54.995	51.660	+0.066	22.298	14.458	14.904	15	14:25:59.255	52.136		22.555	14.524	15.057
16	14:26:46.713	51.718	+0.124	22.236	14.487	14.995	16	14:26:51.726	52.471	+0.335	22.740	14.567	15.164
(714) Nikola Trajkovski													
1	14:13:39.304	56.582	+5.155	25.139	15.888	15.555	1	14:13:39.977	57.066	+5.113	25.705	16.022	15.339
2	14:14:32.800	53.496	+2.069	23.216	15.083	15.197	2	14:14:33.492	53.515	+1.562	23.177	15.187	15.151
3	14:15:26.843	54.043	+2.616	23.449	15.191	15.403	3	14:15:26.987	53.495	+1.542	23.042	15.304	15.149
4	14:16:19.565	52.722	+1.295	22.947	14.714	15.061	4	14:16:19.904	52.917	+0.964	22.921	14.995	15.001
5	14:17:12.194	52.629	+1.202	22.662	14.717	15.250	5	14:17:12.935	53.031	+1.078	22.949	14.899	15.183
6	14:18:04.339	52.145	+0.718	22.557	14.624	14.964	6	14:18:05.505	52.570	+0.617	22.542	14.897	15.131
7	14:18:56.273	51.934	+0.507	22.446	14.593	14.895	7	14:18:58.086	52.581	+0.628	22.752	14.759	15.070
8	14:19:48.245	51.972	+0.545	22.431	14.548	14.993	8	14:19:50.352	52.266	+0.313	22.446	14.664	15.156
9	14:20:40.100	51.855	+0.428	22.351	14.644	14.860	9	14:20:44.709	54.357	+2.404	24.182	15.027	15.148
10	14:21:32.048	51.948	+0.521	22.384	14.545	15.019	10	14:21:37.114	52.405	+0.452	22.432	14.696	15.277
11	14:22:23.542	51.494	+0.067	22.340	14.846	14.846	11	14:22:30.115	53.001	+1.048	22.872	14.975	15.154
12	14:23:15.312	51.770	+0.343	22.437	14.463	14.870	12	14:23:22.620	52.505	+0.552	22.574	14.789	15.142
13	14:24:06.932	51.620	+0.193	22.288	14.469	14.863	13	14:24:15.310	52.690	+0.737	22.790	14.739	15.161
14	14:24:58.745	51.813	+0.386	22.521	14.488	14.804	14	14:25:07.861	52.551	+0.598	22.608	14.688	15.255
15	14:25:50.415	51.670	+0.243	22.400	14.444	14.826	15	14:26:00.074	52.213	+0.260	22.465	14.637	15.111
16	14:26:41.842	51.427		22.332	14.247	14.848	16	14:26:52.027	51.953		22.376	14.563	15.014
(722) Nikolas Buhl													
1	14:13:40.068	56.990	+5.572	25.844	15.888	15.258	1	14:13:39.642	56.791	+4.655	25.466	15.960	15.365
2	14:14:34.209	54.141	+2.723	23.863	15.161	15.117	2	14:14:34.367	54.725	+2.589	23.838	15.321	15.566
3	14:15:27.211	53.002	+1.584	23.061	15.031	14.910	3	14:15:27.681	53.314	+1.178	23.012	15.112	15.120
4	14:16:20.214	53.003	+1.585	23.225	14.864	14.914	4	14:16:20.753	53.072	+0.936	23.120	14.929	15.039
5	14:17:13.064	52.850	+1.432	22.915	15.029	14.906	5	14:17:13.865	53.112	+0.976	22.584	15.228	15.300
6	14:18:05.767	52.703	+1.285	22.925	14.866	14.912	6	14:18:07.464	53.599	+1.463	23.051	15.280	15.268
7	14:18:58.244	52.477	+1.059	22.674	14.683	15.120	7	14:19:00.064	52.600	+0.464	22.803	14.768	15.029
8	14:19:50.363	52.119	+0.701	22.435	14.697	14.987	8	14:19:52.322	52.258	+0.122	22.496	14.636	15.126
9	14:20:43.628	53.265	+1.847	23.363	14.997	14.905	9	14:20:44.836	52.514	+0.378	22.737	14.681	15.096
10	14:21:35.968	52.340	+0.922	22.673	14.695	14.972	10	14:21:37.062	52.226	+0.090	22.429	14.725	15.072
11	14:22:27.988	52.020	+0.602	22.608	14.469	14.943	11	14:22:29.841	52.779	+0.643	22.865	14.778	15.136
12	14:23:19.786	51.798	+0.380	22.388	14.482	14.928	12	14:23:22.309	52.468	+0.332	22.726	14.589	15.153
13	14:24:11.454	51.668	+0.250	22.308	14.433	14.897	13	14:24:14.572	52.263	+0.127	22.517	14.658	15.088
14	14:25:03.144	51.690	+0.272	22.404	14.404	14.882	14	14:25:07.119	52.547	+0.411	22.702	14.682	15.163
15	14:25:54.689	51.545	+0.127	22.218	14.458	14.869	15	14:25:59.255	52.136		22.555	14.524	15.057
16	14:26:46.107	51.418		22.102	14.486	14.830	16	14:26:51.726	52.471	+0.335	22.740	14.567	15.164
(793) Adrian Toni Buerger													

X30 Senior

Pos	Nr.	Name Competito	Mülsen 26. Apr		Ampfing 12. Jul		Kerpen 09. Aug		Wackersdorf 04. Okt		Points total
			QH	SH FIN	QH	SH FIN	QH	SH FIN	QH	SH FIN	
1	714	Nikola Trajkovski VM Energy Corse Germany	25	25 34	-	-	-	-	-	-	84
2	746	Maximilian Stephan Michael Stephan	15	17 51	-	-	-	-	-	-	83
3	793	Adrian Toni Buerger ADAC Mittelrhein e.V.	17	15 44	-	-	-	-	-	-	76
4	724	Luca Koester Kart-Center Hemkemeyer Racing-Team	19	19 38	-	-	-	-	-	-	76
5	722	Nikolas Buhl Kart-Center Hemkemeyer Racing-Team	22	22 30	-	-	-	-	-	-	74

QH=Ranking after heats, SH=Final Intermediate Classification, FIN=Final